



Tracks 7-10

The Blue Danube

Johann Strauss II

Recorder Notes Needed:

D, E, F#, G, A, B, High D



Musical score for Recorder in G major, 3/4 time, measures 1-54. The score consists of ten staves of music. Measure numbers 1, 23, 26, 29, 32, 35, 38, 41, 44, 47, and 54 are indicated at the beginning of their respective staves. The key signature is G major (one sharp). The time signature is 3/4. The score includes various musical notations such as rests, eighth notes, quarter notes, and half notes. Dynamic markings include *p* (piano), *f* (forte), and *ff* (fortissimo). There are also breath marks (V) and a trill (tr) in measure 47. The piece concludes with a triplets (3) in measure 54.



59 *f* V

62 4 V

68 V

71 V *p*


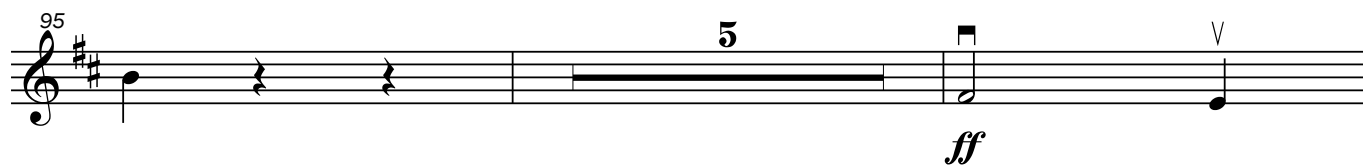

74

77 V

80 V *f*

83 V

86





Tracks 7-10

The Blue Danube

Johann Strauss II



Recorder Notes Needed:
C#, D, E, F#, G, G#, A, B, High D

1 **21** *p* **V**

A beau - ti - ful

24 **V** **V** **V** **V** **V**

stream so clear and blue A

27 **V**

beau - ti - ful dream of me and

30 **V** **V**

you The stars seem to float a -

33 **V** **V**

bove the sky With us as we

36 **V** *f* **V**

go they fly so high. We're

39 **V**

up in the air up in the

42 **V** **V**

air As high as we dare high

45 **V** *ff* **V** **V**

as we dare We'll ne - ver come

48

down we will stay



51
— Un - til night be - comes the

54
day!
15

71
p only
A beau - ti - ful stream so

74
clear and blue A beau - ti - ful

77
dream of me and you The

80
stars seem to float a - bove the

83
sky, With us as we go they

86
f fly so high We're up in the

89
air up in the air as



92

high as we dare high as we

95

dare We'll ne - ver come down

98

we will stay Un - til

101

night be - comes the day. Ba-dum - bum!



Tracks 29–31

Cidade Maravilhosa

André Filho



The chorus below repeats three times.

Allegro *mf*

1

Ci - da - de _____ ma - ra - vi - lho - sa
Pronunciation: See dah jee _____ mah - rah - vee - lyoh - suh

4

chei - a _____ deen-can - tos mil, Ci - da - de _____ ma - ra - vi -
 shay - ah _____ jeein kan-toos meeyoo See dah jee _____ mah-rah-vee -

7

mp
 lho - sa co-ra - cao do meu Bra - sil. Ci -
 lyoh - suh ko-ra-sowhndoo mayoo brah - seeoo See

10

da - de _____ ma - ra - vi - lho - sa chei - a _____ deen-can - tos
 dah jee _____ mah-rah-vee - lyoh - suh shay - ah _____ jeein kan-toos

13

mf
 mil, Ci - da - de _____ ma - ra - vi - lho - sa
 meeyoo See dah jee _____ mah-rah-vee - lyoh - suh

16

co - ra - cao do meu Bra - sil.
 ko - ra sowhn doo mayoo brah - seeoo.



Tracks 1-6

Come to Play

Thomas Cabaniss



Recorder Notes Needed:

Part 1 (Advanced): D, E, F#, G, A, B, C, High D

Part 2 (Basic+): (opt. D, E) F#, G, A, B, C, High D

Part 3 (Advanced): D, E, F#, G, A, B, C, High D, High E

Steadily *mf*

Part 1

1 2 3 4 1 2 3 4 Winds blow _____

Part 2

1 2 3 4 1 2 3 4

Part 3

1 2 3 4 1 2 3 4

4

Trum - pets sound - ing _____

7

Strings sing _____

Drum - mers p p p p p p pound - ing



10

Drum - mers p p p p p pound - ing

Come to play, Join

13

sound with sound Come to sing we'll shake the ground with

16

song Come to play, Join

Come to play, Join



19

sound with sound Come to sing we'll shake the ground with

sound with sound Come to sing we'll shake the ground with

22

song with song LEADER What do you do ___ with time ___

song with song What do you do ___ with time ___

25

AUDIENCE Make it groove make it move make it rhyme

Make it groove make it move make it rhyme LEADER What do you do ___ with song

Make it groove make it move make it rhyme



28 **AUDIENCE**

Make it sing make it ring make it strong make it long _____

Make it sing make it ring make it strong make it long _____

Make it sing make it ring make it strong make it long _____

31 **LEADER** **AUDIENCE**

— What do you do — with sound Make it cry — make it fly —

— — — — — Make it cry — make it fly —

— — — — — Make it cry — make it fly —

34

make it gleam Make it — your dream

make it gleam Make it — your dream

make it gleam Make it — your dream



Orchestra interlude

mf

37

8

Winds blow trumpets sound - ing

47

Strings sing Drum - mers p p p p p p pound - ing Drum - mers p p p p p p pound - ing

50

mf

Winds blow trumpets sound - ing Strings sing

mf

Come to play, Join sound with sound Come to sing we'll



53

Drum-mers p p p p p p pound-ing Drum-mers p p p p p p pound-ing Winds blow

shake the ground with song Come to play, Join

Come to play, Join

56

trum - pets sound-ing Strings sing Drum-mers p p p p p p pound-ing

sound with sound Come to sing we'll shake the ground with

sound with sound Come to sing we'll shake the ground with

59

Drum - mers p p p p p p pound - ing shake the ground with song!

song with song, with song!

song with song, with song!



Tracks 25–28

The Dancing Moonlight

Dai Wei



Recorder Notes Needed:
Part 1 (Recorder Star): D, E, A, B
Part 2 (Basic Recorder): D, G, B

Body Percussion: Stomp, Thigh Pat, Chest Tap, Snap

2 19

25 Stomp Thigh pat (as previous)

f

Stomp Chest tap (as previous)

f

30

2

36 3 6 9 Stomp Thigh pat

ff

Stomp Chest tap

ff



56 (as previous)

(as previous)

61

Left Right
stomp stomp L R L R

Left Right
stomp stomp L R L R

66 Snap

L R L R L R

Snap

L R L R L R

71

11 2 L R

11 2 L R

87

L R L R Snap L R L R

L R L R Snap L R L R



92 L R

6 5 3 4

105

109

113 humming (as previous)

humming (as previous)

humming (as previous)

p p

119

p f p ppp

p f p ppp



Tracks 14–20

Mhande

Tanyaradzwa A. Tawengwa, arr. Flannery Cunningham and Rebecca Pellett



This song is in call-and-response form. The call is the kushaura line and the response is the kutsinhira line. Your students should focus on learning the kutsinhira line, but they can also learn the kushaura line if there is time.

Kushaura (Call)

To - ra 'uta hwa - ko ndo-da kuye-nda! Dza-ndi - ru - ma - wo!


Kutsinhira (Response)

Dzi-no - ru - ma nyu - chi!

3

Dza-ndi-ru-ma-wo! Dza-ndi-ru-ma-wo! Dza-ndi-ru-ma-wo!

Dzi-no-ru-ma nyu-chi! Dzi-no-ru-ma nyu-chi! Dzi-no-ru-ma nyu-chi!

“Mhande” is a song about a warrior who is eager to go on a heroic journey. Learn the lyrics in the original Chivanhu vernacular using  Track 19 “Mhande” (pronunciation guide—kushaura) and Track 20 “Mhande” (pronunciation guide—kutsinhira).

Kushaura: Tora 'uta hwako, ndoda kuyenda!


Call: Take your bow and arrow, I want to go!

Kutsinhira: Dzinoruma nyuchi!

Response: The bees sting!

Kushaura: Dzandirumawo!

Call: They have stung me!

This song features the mhande meter, a distinct meter that is counted in a 1-2, 1-2-3-4, 1-2-3 pattern that repeats throughout the song. Students can perform this rhythm using makwa (wooden clapping blocks) or by clapping. Practice the makwa 1 and makwa 2 parts using  Track 14 “Mhande” (complete).

Makwa 1

Makwa 2

Next, try layering the two makwa parts with the two vocal lines.



Tracks 21–24


Shibolet Basadeh

Tali Rubinstein, arr. Itamar Ben Zimra



Recorder Notes Needed:
G, A, B, C

During the concert, watch the conductor for your cue to play recorder. This part will be played twice.





Tracks 21-24

Shibolet Basadeh

Tali Rubinstein, arr. Itamar Ben Zimra



Recorder Notes Needed:
D, E, F#, G, A, B, C, High D

During the concert, watch the conductor for your cue to play recorder. This part will be played twice.





Tracks 11–13

Toreador

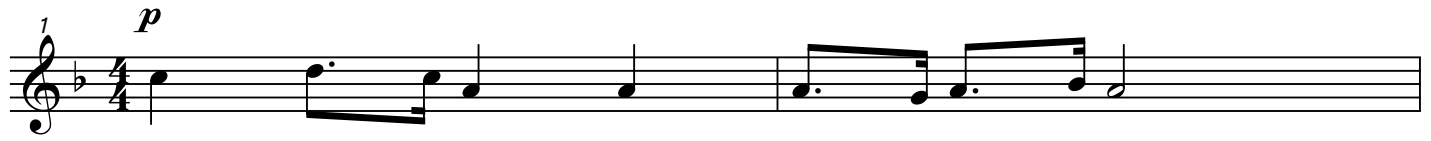
from *Carmen*

Georges Bizet




A soloist will sing two verses during the culminating concert.
Students will sing along on the chorus below.

CHORUS



Tor - re - a-dor, on gu - - - - ard!



To - re - a-dor! To - re - a-dor!



And, as you fight just think that from a - bove



Dark eyes send their re - gard_



With prom - is - es of love, To - re - a - dor,



with prom - is - es of love!